



Specific Service Sign Overview

Welcome to the Crow Wing County Permitting Website. This tutorial has been created to guide you through the specific service sign application. If you have any questions, please call us at: (218) 824-1110 or email at: highwayinfo@crowwing.us

If you do not have an account in this system, please **register** by clicking the link. If you already have an account, please skip to page 4.



Fill in information as required and click **Register**.



[Home](#) | [Profile](#) | [Sign in](#)

[Sign in](#) | [Register](#) | [Redeem invitation](#)

Register for a new Crow Wing County portal account


* Email

* Username


* Password

* Confirm password

[Register](#)



Fill in appropriate information and click **Save**.



Home | [Permit Applications](#) | [Profile](#) | [▼](#)

Home / Profile

Profile

Profile

Security

Change Password

Change Email

Please enter your First and Last Name, Email Address, Mailing Address and Phone Number below. These details must be entered before you can continue with your application.

Profile Information


First Name *	Mailing Address: Street 1 *
<input type="text"/>	<input type="text"/>
Last Name *	Mailing Address: Street 2
<input type="text"/>	<input type="text"/>
Email *	Mailing Address: Street 3
<input type="text" value="rader.cindy15@gmail.com"/>	<input type="text"/>
Business Phone *	Mailing Address: City *
<input type="text" value="Provide a telephone number"/>	<input type="text"/>
Contact Type *	Mailing Address: State/Province *
<input type="text"/>	<input type="text"/>
Contractor License Number	Mailing Address: ZIP/Postal Code *
<input type="text"/>	<input type="text"/>
Organization Name	
<input type="text"/>	

Save

Click on Highway Permits.



Click on Specific Service Sign.



Review the list of eligible businesses before proceeding. Next enter the business information and the information for the sign. Then click **Next**.



[Home](#) / [Incomplete Highway Pe...](#) / [Specific Service Sign](#)

Specific Service Sign

Specific Service Sign

Specific Service Signs direct travelers to a specific tourism-related business.
View the list of eligible businesses [before applying](#) for a specific service sign.

[Examples of Specific Service Signs](#)

Full Name of Business

Description of business services provided

Sign Line 1 (Limited to 12 Characters)

Sign Line 2 (Limited to 12 Characters)

Next

Make sure all of the applicant information is correct. Hover over the search button, click it, and select the type of sign. Then select **Next**.



[Home](#) / [Incomplete Highway Pe...](#) / [Specific Service Sign](#)

Specific Service Sign

Specific Service Sign ✓ Applicant Information

Name *

Phone

Cell Phone

Email

Mailing Address

Type of Sign



[Previous](#)

[Next](#)

Fill out the location information and click **Next**.



[Home](#) / [Incomplete Highway Pe...](#) / [Specific Service Sign](#)

Specific Service Sign

Specific Service Sign ✓ Applicant Information ✓ Location Information

Intersection where sign to be located

How many miles is the sign from your business?

Direction to business from the signed intersection

Is this a seasonal business?

☒ No ☐ Yes

[Previous](#)

[Next](#)

Review the sign policy, acknowledge that you have read it, and then click **Proceed to Payment Summary**.



[Home](#) / [Incomplete Highway Pe...](#) / [Specific Service Sign](#)

Specific Service Sign

Specific Service Sign ✓ Applicant Information ✓ Location Information ✓ Terms and Conditions

Review Service Sign Policy

[Click to review the Service-Sign-Policy](#)

I have read and agree to these terms and conditions: *

☒ No ☐ Yes

[Previous](#) [Proceed to Payment Summary](#)

Review payment summary. Choose either Submit and Pay Online or Submit and Pay in Person or by Mail.



[Home](#) / [Application Payment Summary](#)

Application Payment Summary

Please note that you **MUST** select a payment option by selecting one of the buttons below in order to submit your permit application for review. Applications submitted without payment will be considered incomplete until payment is established - except for those that do not require a fee. Online payments will be redirected to an online payment vendor for processing. You may need to allow pop-ups to proceed.

Please note that if you have selected "Pay by mail or drop off payment" that you can always return to your application to pay online. Simply select "click here to pay!" from the list of submitted applications on the home page.

Questions about payment can be directed to Crow Wing County Highway Department at 218-824-1110 or highwayinfo@crowwing.us. Our office is located at 16589 County Road 142, Brainerd MN 56401. Business hours are Monday – Friday 8 am to 4:30 pm.

Fee Schedule	Fee	Credit From Previous Payment	Amount Due
Total			\$0.00

[Submit and Pay Online](#)

[Submit and Pay in Person or by Mail](#)